

First Time Parent Meeting

Thank you for joining me!

What do children gain by attending Camp St Charles?



A word cloud on a white background, centered within a green rectangular area. The words are in various shades of green and black, with different font sizes. The most prominent word is 'independence' in a large, bold, dark green font. Other words include 'confidence', 'social', 'help', 'loved', 'made', 'trying new things', 'daughter', 'ability', 'increased', 'try new activities', 'Tried new foods', 'camp', 'came home', 'friends', 'camp', 'going', 'great', 'self', 'responsible', 'independent', 'things', 'made friends', 'skills', 'taken new friends', 'much', 'away home', and 'grow'.

grow away home much
things made friends skills taken new friends
responsible independent self great going
social independence friends
help confidence camp
loved made s confidence came home
trying new things
daughter ability increased try new activities
Tried new foods

Paperwork and Payments

Annual health form complete by parents

Health exam required, annual preferred

Tuition is due 30 days prior to camp

ALL CAMPERS:

- ☐ Complete pages 1 - 3.
These pages must be completed annually by new and returning campers.
- ☐ Attach a copy of your current health insurance card.
- ☐ **HEALTH EXAMS** (page 4)
 - Must be completed and **signed by licensed medical personnel.**
 - Exam date must be present.
 - Parents may submit a different physical record (page 4) as long as the exam date and doctor signature are included.

TIME FRAME FOR VALID HEALTH EXAMS:

Camper has **NO Medical concerns and NO Daily medication:**

Exam date must be within
24 months
of Camp attendance

Camper takes **Daily medication and/or has a medical concern (asthma, etc.):**

Exam date must be within
12 months
of Camp attendance

RETURNING CAMPERS: Physical Forms are kept on file from the previous year. If you would like us to pull, check date, and copy this form to attach to your current pages 1 - 3, **Please let us know in advance. You are still required to submit pages 1 - 3 for the current year.**

MAILING YOUR COMPLETED HEALTH FORMS:

- **Original Documents are required. DO NOT FAX/SCAN THESE FORMS TO US.**
- **Remember to allow enough time for mail to arrive at Camp.**
- **Please send in ONE MAILING:**

- ☐ Original, Completed forms
- ☐ Copy of health insurance card

MAIL TO:
Camp St. Charles Registrar, Sheri Belisle
9692 Meadowview Lane
Newburg, MD 20664

Where in your Camp Account?

Find old emails

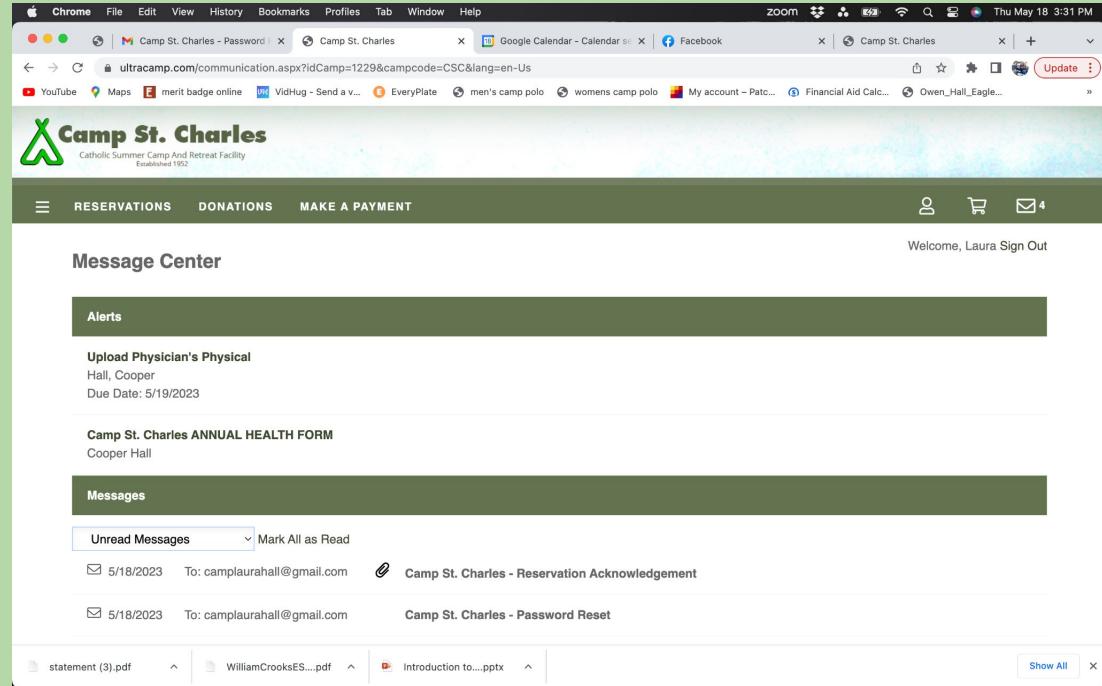
Complete online forms

View Friend requests





**alerts for missing forms will

remain until the form is reviewed

on our end



View/Edit Friend Requests

 RESERVATIONS DONATIONS MAKE A PAYMENT    15

NEW RESERVATION

EXPLORE SESSIONS

EDIT OPTIONS

Reservation History





Current Reservations ▾

Session II 2024

Buddy Hall

6/23 1 PM - 7/5 6 PM

ADD TRAVEL PROTECTION

 RESERVATIONS DONATIONS MAKE A PAYMENT    15

Non-refundable Fee

\$200.00

Options

Age Groups - MINOR (10-11 years old)

EDIT

Discounts

Paid In Full by 2/1/2024 (Pending)

- \$100.00

Total

\$1,895.00

Pick-up Authorization

Additional Information

Your camper's age group
here

Click here to view and
edit friend requests



Optional Forms that may be helpful to complete

Camper Information Form

*Great way to share challenges that your child may struggle with, for any significant challenges, please schedule a one on one meeting with camp staff

Special Dietary Needs Form

*For food allergies, special dietary needs and extremely picky eaters

All optional forms can be found in [your camp registration account in the document center.](#)

Preparing your child for Camp St Charles

Completing camp paperwork (check contact information)

Health forms, health exams, friend requests are due one month prior to camp

Talking about expectations for camp (new camper newsletter)

No phones, smart watches, etc. (reading only e-readers are ok)

Practice taking care of hygiene independently, showering, brushing teeth

Packing for camp with your camper

Prep4Camp program

Consider Purchasing Camper Protection

Works like travel insurance, in the event that your child's time at camp is interrupted by illness, etc

Mail from Camp St Charles

For campers:

Camper Newsletter

Countdown to Camp Calendar

For parents:

Postcard with QR codes to forms

(both will be mailed soon)



Shopping for Camp

Follow the CSC packing list for your child's session length (mini or two week)

Shorts can be worn for more than one day to help reduce pre-camp shopping

Crocs or other closed toed shoes that can be worn wet

Sneakers (old pair pls)

LABEL everything for camp (sharpie or Mabel's Labels) with full name, not initials

Trunk, foot locker or other sturdy container that a child can sit or stand on (We recommend Everything Summer Camp brand trunks)

Mesh or fabric laundry bag

We recommend Everything Summer Camp Brand trunks



Linked on the Camp St Charles website on the camp forms page

Trunk/Footlocker must be sturdy enough for campers to sit or stand on

A toolbox style can be a good option



My adult daughter's truck with CSC stickers. Each camper receives a sticker for the season

Not recommended, particle board trunks break easily and have weak hinges



Shoes for Camp



Most campers wear crocs



Pro tip: take a photo of your child's shoes, in the event that they leave a pair behind, we are better able to find them

Most boys wear black sneakers and black or navy crocs, pls label well



Help your Camper to stay organized at Camp

Simplify products when possible (3 in 1 shampoo, conditioner, body wash)

Small size products in a manageable shower caddy

Showers are near cabins but in a different building so campers will go with counselors to shower time. (a cover up or lightweight robe is helpful)

Practice wrapping up in a towel in a modest way

Practice applying sunscreen, provide a sunscreen that your child likes/tolerates

Practice asking for help from a counselor

Shower Caddy Options

Practice carrying caddy while wrapped in towel, to prep for walking to and from the camp showers

Recommended



Recommended



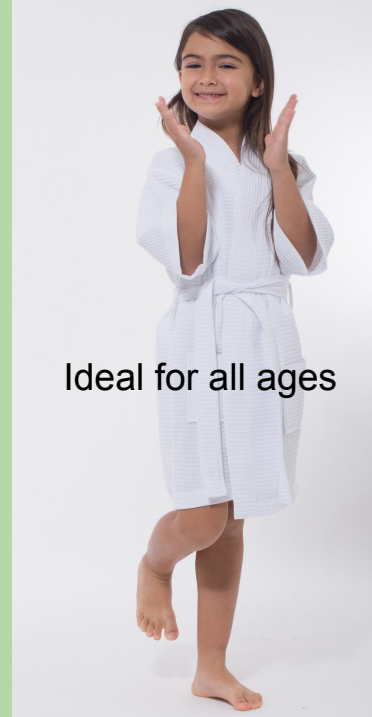
Difficult to keep upright



Examples of Cover Ups



Perfect for young campers



Ideal for all ages

Preferred by older girls



Not Ideal

Sides are open so can be challenging for kids

Pack with the Bag Method

Pack each day's clean clothes in a one gallon zip lock bag

Put dirty items in the laundry bag (mesh or fabric)

Leave expensive items or items of strong sentimental value at home

Select a small comfort item for bed time



Care Packages

Bring to check in day, labeled with child's name and cabin

Package day will be on wednesdays each week

2 week session families may leave two packages

A large envelope or small shoe box is an appropriate size.

Some items that you might opt to include: book to read, crossword puzzles, sudoku, deck of cards, journal, coloring book, magazine, sealed snacks, letters, photos, small toys

Please no slime, open food, gum or other items not permitted at camp



Check In on Opening Day

Staff will direct the flow of traffic

Our gravel road is narrow

Pack items in trunk and laundry bag

(avoid loose items)

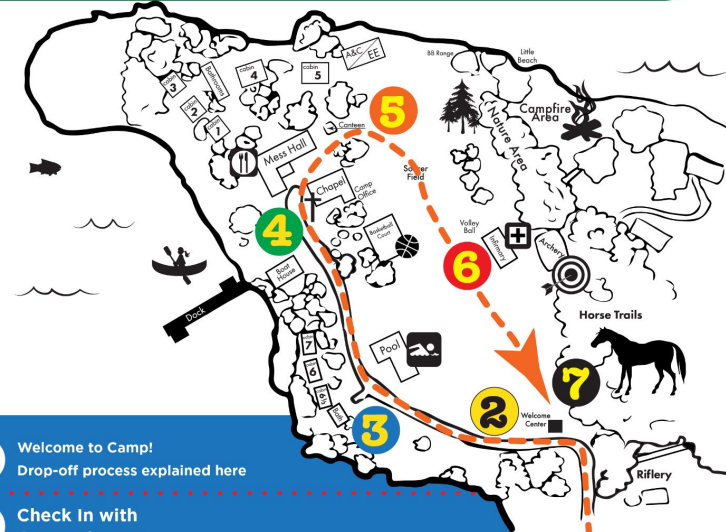
Have any medications in hand

(not packed in child's belongings)

Sunday 1-3pm

Camp St. Charles Camper Drop-off Parade

PARENTS: Please plan to remain in your car during the process. This will help us to keep the line moving smoothly.



- 1** Welcome to Camp!
Drop-off process explained here
- 2** Check In with
Camp Director
- 3** Bathroom Stop *(if needed)*
Restroom will be cleaned frequently
- 4** CABINS 1, 2 & 3 DROP OFF
- 5** CABINS 4 & 5 DROP OFF
- 6** Camp Nurse: Drop off medications
- 7** Mail Drop and Double-check your car!
DEPART

Bunknotes and Bunk replies

App is Camp St Charles by Bunk1

Access to photo gallery is complimentary

Bunknote credits are an optional additional fee

A typical family may opt to purchase 3 credits per camp day, per child

Campers receive bunk notes daily after lunch

Messages from parents are batched daily at 11am to send to CSC

Campers can write back with a bunk reply sheet

Many parents set up their bunknotes after they get home from drop off day



Bunk Notes and Bunk Replies

Bunk Note to Ruby Johnson (Cabin 4)

From: Sarah Johnson
To: Ruby Johnson
Subject: Hi Ruby!!!

Date sent: 05/10/2017 @ 09:56AM
Reply Attached? Yes

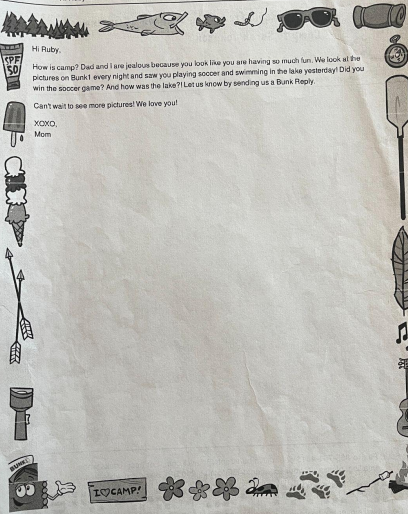


Hi Ruby,

How is camp? Dad and I are jealous because you look like you are having so much fun. We look at the pictures on Bunk1 every night and saw you playing soccer and swimming in the lake yesterday! Did you win the soccer game? And how was the lake? Let us know by sending us a Bunk Reply.

Can't wait to see more pictures! We love you!

XOXO,
Mom



BUNK1
Do not write over this barcode. bn2461001 107306-169

A Bunk Reply from Samantha Armstrong at
Greenwoods Camp to Richard Armstrong

Campers: Please write your note in black ink below. No pencils. Please do not fold or wrinkle the page.

MY FAVORITE THING TO DO AT CAMP IS
BECAUSE
THE WEATHER HAS BEEN
THE BEST IS
THE OFFICE CAMPERS
IN MY BUNK ARE
AND I REALLY LOVE
BECAUSE MY MOTHER
I ALSO WANTED TO TELL YOU ABOUT
LOVE,

Staff: Fax to 800-791-4515 or email to bunkreply@bunk1.com. For best results when
scanning, please set your scanner to TIF format, 200 DPI, black and white.
Do not write over this barcode. bn2461001 107306-169

BUNK1
Do not write over this barcode. bn2461001 107306-169


A Bunk Reply from Ruby Johnson at Greenwoods
Camp to Sarah Johnson

Campers: Please write your note in black ink below. No pencils. Please do not fold or wrinkle the page.

Staff: Fax to 800-791-4515 or email to bunkreply@bunk1.com. For best results when
scanning, please set your scanner to TIF format, 200 DPI, black and white.
Do not write over this barcode. bn2461001 107306-169

BUNK1

Do not write over this barcode. bn2461001 107306-169



A Bunk Reply from Owen Hall at Camp St.
Charles to Laura Hall

Campers: Please write your note in black ink below. No pencils. Please do not fold or wrinkle the page.

The fan I got is working fine. I don't really want
to stay in the house and I am drinking lots
of water. my feet aren't really bothering me.

Love,
Owen ☺

Viewing Photos during Camp

Photos are shared on the Camp St Charles app

Our goal is to take a selection of photos daily

Not a photo of every child at every activity

Save favorites to view with your camper

Some campers love photos, others not so much

Can opt to use facial recognition to search more easily

One photo per day is our goal

Reach out if you haven't seen a photo for 2 days so our photographer can be sure to seek out your camper



Contacting Camp St Charles

Camp Office 301-934-8799

Laura Hall, Executive Director director@campstcharles.org

Sheri Belisle, Registrar, registration@campstcharles.org

Arthi Ravikumar, Assistant Director, asstdirector@campstcharles.org

Camp Nurse (RN or physician) different each session, call camp office

Camp leadership may contact you for other numbers, cell phones, google voice

Check Out, Friday Evening 6-8pm

Drive through, similar to check in

At my station, have your ID ready, medications will be returned and return slip signed

Campers will be collected from the same place as the drop off

Counselors will help campers to pack up to be ready to head home

Stop by the lost and found area (near volleyball court area)

****at the lost and found stop, take a look at your child's items to check for laundry bag, shoes, ceramic, etc. You can circle back around if needed.**

If you cannot pick up on Friday evening, you may schedule an early pick up at 1pm with me

If the weather is a challenge during check in/check out

I will share updates by email as promptly as possible

Signal may be challenging if you have Verizon

Typically, weather is great and check in/out is smooth sailing

A summer storm or heavy rain can present challenges and will make the process slower than we'd like

Thanks for your patience